







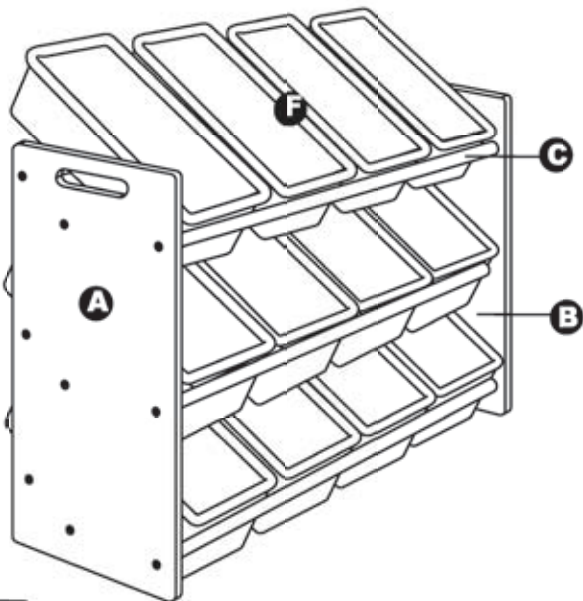
**3-Tier Wood Rack  
 Assembly Instructions**  
**Model #: ELR-0100 (Bins & Lids)**  
**Model #: ELR-0100-NO (Bins Only)**

**TIP!**  
 DO NOT FULLY  
 TIGHTEN  
 SCREWS  
 UNTIL ALL  
 SCREWS  
 HAVE BEEN  
 LOOSELY  
 POSITIONED.

**BEFORE ASSEMBLING,  
 MAKE SURE THERE  
 ARE NO  
 MISSING PARTS.**

**PARTS LIST**

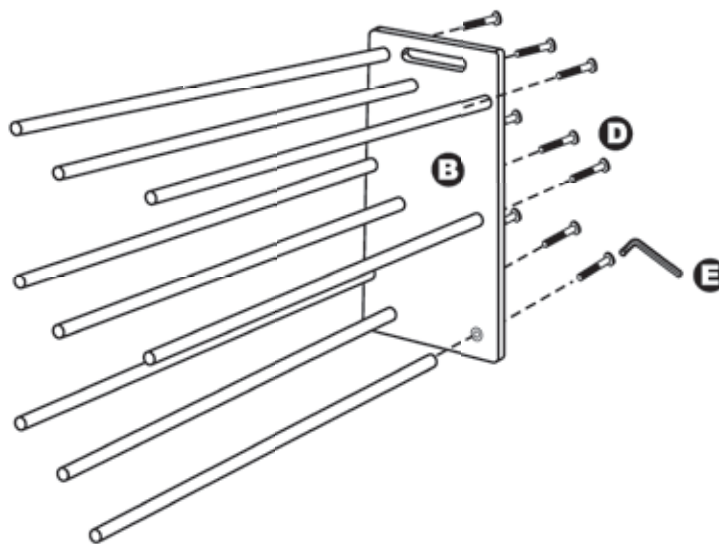
- A** Left Side Panel
  - B** Right Side Panel
  - C** Rails (9)  

  - D** Screws (18)  

  - E** Allen Wrench  

  - F** Bins (12)  

  - G** \*\*Bin Lids(12)  

- (\*\*Optional - Included with Model #ELR-0100 Only)*
- NOTE:**  
 A Phillips Head Screwdriver may be used for assembly (not included)  




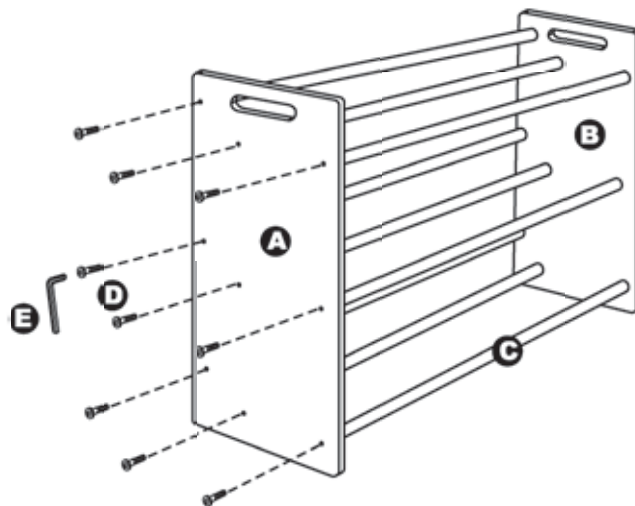
- WARNING:**
- **Adult Assembly Required.** Two adults recommended.
  - Contains small parts, sharp points and edges.
  - Do not stand, sit, kneel, climb, lean or pull on unit for support.
  - Never leave children unattended.
  - Do not place unit near high heat or moisture.
  - **Intended for Ages 2+ with Adult Supervision Required.**

If you experience any difficulties with this product, please contact us toll free at 1-888-227-9028 (Monday through Friday, 8:00am to 4:00pm Eastern Time).  
**Please do not return** to place of purchase. Early Childhood Resources will replace defective product.

**1** Fasten 9 Rails (C) to the inside of Right Side (B) as shown using 9 Screws (D) and Allen Wrench (E).

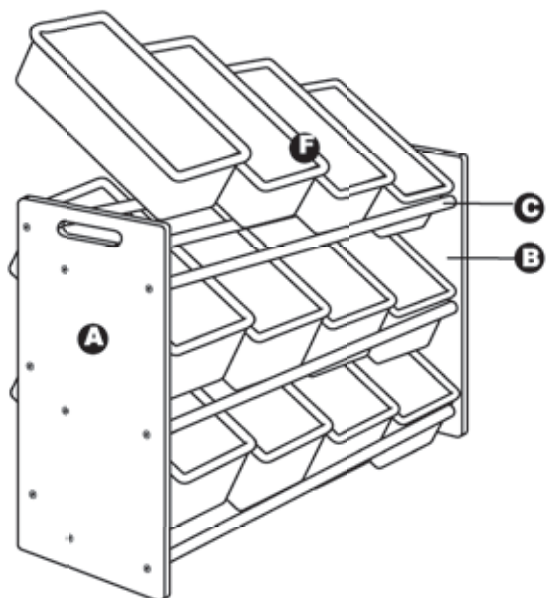


**2** Fasten other Left Side (A) to 9 Rails (C) using 9 Screws (D) and Allen Wrench (E).

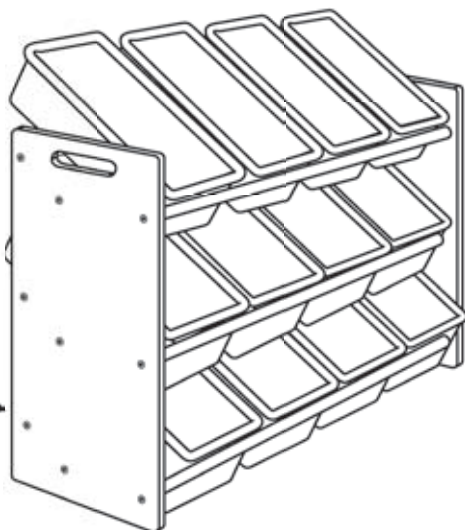


**3**

Starting with the bottom row, insert Bins (D) at an angle so that bottom of Bins (F) rest on 2 Rails (C) & front lip rests behind front Rails (C).



Make sure all screws are fully tightened before using. Periodically check screws and tighten as necessary.



Sticker with manufacturing information located inside bottom corner of Left Side (B)



**CAUTION:**

- Do not allow children to climb on shelves.
- Do not use as a stepladder or seat.

**Early Childhood  
RESOURCES**

We appreciate your purchase of the 3-Tier Wood Rack with Bins. Early Childhood Resources® has made every effort to supply a quality product, that with proper use and care, will bring you many years of trouble free use!

**Care and Cleaning**

Clean wood with a damp cloth or sponge using warm water and mild soap. Wipe dry.

Do not place near heat, moisture or vaporizer as it may cause wood to warp and peel.

Check for loose or worn parts periodically, and tighten or replace as necessary.



"Early Childhood Resources® guarantees the quality of all of our products. You can trust the quality and safety of our furniture and materials, along with the peace of mind that our products are made to last. If for any reason, you are not satisfied with the quality and workmanship of our products, we will replace the item or refund the sale."

Record the Purchase Order Number here. Information is located on a label enclosed, and on the shipping carton. Place label and this sheet in an accessible place.

Model Number: **ELR-0100**

Purchase Order Number: \_\_\_\_\_