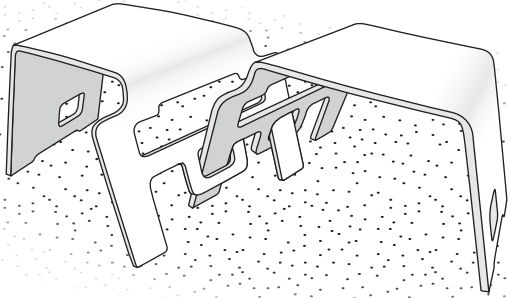
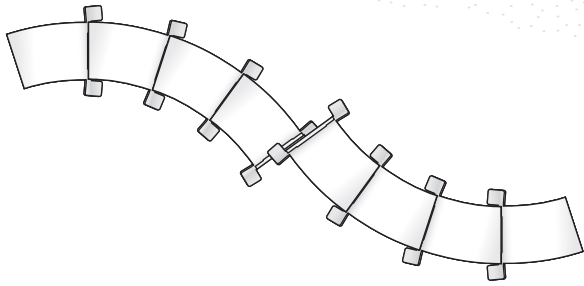


1

Curve in opposing directions




Interlock a front leg of two stools within the smaller front opening to connect with the seats curving in opposing directions.

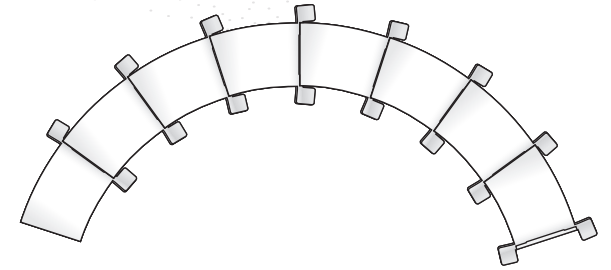


Connect 20 to make a large circle

Large curve or circle

2

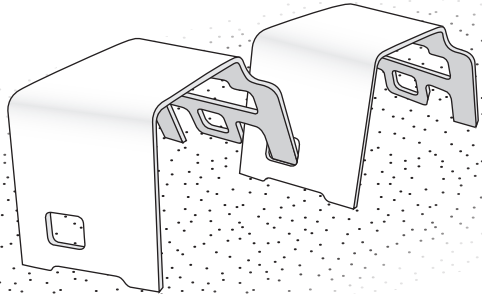
Make large curves or a large circle by connecting the back section of one stool into large front opening of another.



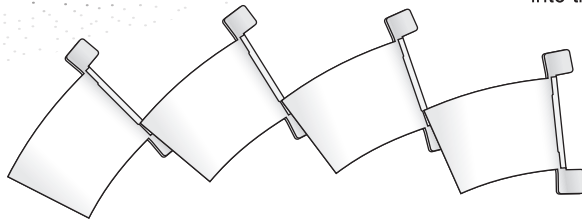
Connect 20 to make a large circle

3

Staggered seating

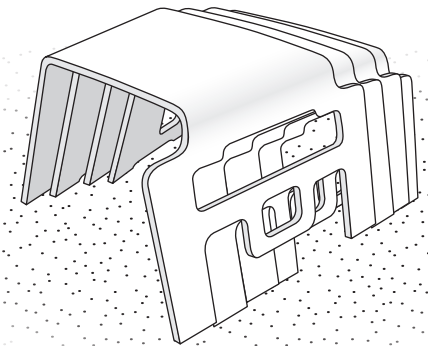


Make staggered seating arrangements by interlocking the front foot of one stool into the offset rear opening of another.



Connect 20 to make a large circle

Stackable up to 4 high

4

Stack up to four stools high for safe storage out of the way.

Connect 20 to make a large circle

ECR
4 KIDS

Cleaning: Use a clean, damp cloth or sponge with mild soap, non-bleach detergent or general purpose cleaner. Abrasive cleaners or powders should not be used as they may permanently dull or scratch the surface. Note that bleach or anti-bacterial formulas may damage the finish. Wipe dry thoroughly.

Warning: Do not place furniture near heat, moisture or vaporizer.

Warranty: Visit our website for product specific warranty information at www.ecr4kids.com